

May 2020

Figure Skating Code of Conduct

Required Level to Attend Figure Sessions
passed Novice 1 ~ Kiwi Skate or Equivalent skill Level

To ensure a safe, enjoyable and productive skating environment for everyone.

*All members and guests adhere to Figure Skating Code of Conduct,
both on and off the ice, in and around the Arena.*

SPORTSMANSHIP

Applicable to all skaters, parents, coaches, officials

The essential elements of character-building and ethics in sports are embodied in the concept of sportsmanship and six core principles: respect, responsibility, fairness, caring, trustworthiness and good citizenship. The highest potential of sports is achieved when competition reflects these "six pillars of character"

In the event of changes to government regulations, in particular from the Ministry of Health, these changes will supersede the Figure Sessions Code of Conduct.

1. Give Way Rules

*In all circumstances **common sense prevails** in avoiding a potential accident.*

Listed in order of priority who to give way to for all skaters including Ice Dancers, Pairs and Free Style skaters....

- a) Always Give way to coaches on the ice
- b) Skater who has their music playing are required to wear a high visibility vest or fluoro waist band
- c) Skaters who are in a lesson wear a Fluoro arm band *remember there will be more than 1 person in a lesson
- d) Never skate between a Pair or Ice dance partners


Show courtesy to other skaters, if you do accidentally get in the way of another skater give a quick apology.

If skaters frequently get in the way of skaters playing their music, they will be given 1 warning, if it occurs again they may be sent off the ice for the remainder of the session and forfeit their admission fee and lesson fee, no refund will be issued.

2. Safety on the Ice

Figure skaters require good speed for jump preparation. At times it can seem like crossing the ice is just like trying to cross a motorway. The following are guidelines to follow to help keep the skaters flowing through their practice without collision.

- a) **Look** to see who has their music playing to make sure you do not get in their way
- b) Always **look** before you step out from the barrier.
- c) Be aware of other skaters on the ice at all times, and the direction they may be heading to complete an element.
- d) Senior skaters should indicate which direction to go when converging in opposite directions.
- e) If you need to take a rest please go the barrier. Do not stand and talk in the middle of the ice.
- f) Skaters must not engage in distracting or dangerous activities during a session.



- g)** Skaters get up immediately after a fall, unless seriously injured to prevent further accidents.
- h)** Patching holes in ice at the end of your session, please patch holes with snow to ensure safety for the next skaters using the ice. Snow bucket is kept near the Zamboni, please pack hole with snow and smooth over either with a puck or spade.
- i)** 3 or more skaters cannot skate joined together or shadow skating, as this blocks an area of ice, Synchronized skating practice is not permitted during figure sessions (skating individually or as an ice dance or pair skating is permitted).

3. **Placement of Skills when practising**

Best place to be least obstructive with other skaters


In general it is safer for Elementary level skaters to use the end of ice to practice skills (avoid corners, be aware of Lutz jumps)

- a) Spins – centre of ice
- b) Turns in isolation, figures – end of ice
- c) Stand Still Jumps – end of ice
- d) Give way to skaters executing a Lutz Jump, as this is prepared from a backward glide which limits the skaters vision in the line of travel.
- e) Choreography & Footwork - Please work when possible close to the edges of the rink or in a corner.

*Although most skaters jump from an anticlockwise direction **please look out** for some skaters that may jump from a clockwise direction.*

4. **General Conduct**

- a) Skaters will exhibit the highest standards of fairness, ethical behaviour and genuine good sportsmanship in all relations with others.
- b) Be courteous and respectful to other Skaters, Coaches, Parents, Rink Employees and Visitors at all times. Derogatory and unqualified comments, profanity and disrespectful behaviour will not be tolerated.
- c) Skaters should pay attention to instruction or announcements made during the session.
- d) Skater should show consideration for coaches and other skaters involved in lessons and not interrupt other lessons
- e) Chewing gum, eating or drinking, is not allowed on the ice surface.
- f) Membership card needs to be scanned at the reception on arrival, before getting on the ice
Membership fees need to be paid in full.
- g) Mobile phones or Ipods (music playing devices with headphones) are not permitted on the ice.
- h) Standard of dress should be suitable training attire. Dress with decorum i.e. no low cut tops, bare midriffs, jeans or shorts permitted.
- i) Refrain from sitting on the barrier & drawing on the glass
- j) Respect rink property. Keep your rink tidy and view clear; Skaters are not permitted to hang clothing & skate guards from the Hockey barrier or the glass. Skaters are to ensure the barrier is clean before leaving the session (tissues, water bottles, clothing etc)
- k) Report any vandalism to the duty manager or staff member.
- l) All skaters must help patch holes before they leave the ice
- m) Leave the ice promptly at the end of the session
- n) No cameras allowed for filming, unless approved by Manager or Skating Director
- o) No changing of clothing or footwear including skates in the cafeteria



Skating Director or Duty Manager or your own Coach(es) reserve the right to give skaters a warning or send them off the ice, depending on the seriousness of the offence. An apology will be required for breach of the code of conduct, to other skaters, coaches or staff.

There will be no refund for ice time and skaters will be required to pay for their scheduled lesson. It is the skater's responsibility to behave appropriately. Skating Director or Duty Manager may report an incident to Paradise management which will be recorded on skaters file, "Three strikes and you're out policy".

5. Parents/Spectators

Parents and spectators who wish to view training sessions must refrain from standing or sitting by the barrier. We recommend you stay in the warmth of the cafeteria or sit on the grandstand. If rules aren't followed you will be asked to move. Parents and spectators will respect coaches and refrain from "side-line" coaching my child or other skaters.

Parents will encourage good sportsmanship by your actions, demonstrating positive support for all skaters, coaches, and officials at every practice, competition and test day.

6. Talking on the Ice

The Figure Skate sessions are a training session; therefore, skaters need to maximise their ice time, a minimal amount of time should be spent talking. We encourage skaters to work together and help each other. However, the coaches may send you off the ice if you are not practising.

7. Music Playing

- a) Skaters who have their music playing are **required to wear a High visibility vest or fluoro belt**
- b) Skaters can put their names down on a list with their choice of programme, this will be played according to the order on the list.
- c) Coaches have the priority for skater's music to be played during their lesson.
- d) When there are more than 2 coaches requesting music, 1 programme will be played from the skaters list between every 2 coaches.
- e) To repeat your program, you must wait until everyone has had a chance to skate to their music.
- f) **Only** coaches & Paradise staff or assigned parents are permitted in the DJ box
- g) During Public Sessions, music **cannot** be played without firstly seeking permission from Duty Manager if there are any public skaters on the session, see below policy on playing music during public sessions.


Please Note ~ Unless there is a technical fault with the music player, skaters and coaches can not repeat their music or play another programme, until all others have had their music played.

This is to give all skaters an equal opportunity to have their music played.

Coaches may ask for parent's assistance with music playing.

8. Public Session Procedure

- a) Skating during public sessions during term schedule, weekday 10am-3.30pm, for skater's Juvenile level and above must seek prior approval from the duty manager, as it may not be appropriate, safe to train, or there may be restrictions on the level of skaters, and types of skills permitted on these sessions.
- b) Public session rate applies after 10am, Public Concession cards may be used. Anyone coming in to skate before 10am must pay the figure concessions.



During Public sessions Public Skaters and Classes must have first right of way whether or not you are playing your music or in a lesson.

- c) **Term Schedule Afternoon Public Sessions:** Tues 5pm-6.30pm & Thurs 3.45pm-5.30pm
Only skaters Elementary Level and below are permitted to skate on these sessions.

This to keep public safe & also give lower level skaters that are not yet ready for figure sessions an opportunity to skate on these sessions. No jumps higher than the Single Flip and no Camel spins.

9. Playing Music on Public sessions:

Music may be played only if in a lesson if an absolute necessity (repeat playing of music must be within reason), providing the Duty Manager has given prior approval, as if it is a busy public session or groups visiting it may not be appropriate.

It is the skaters and their coaches responsibility to keep Music Volume to a moderate level and resume public session music.

10. Additional:

Updates to guidelines and schedules are as displayed on the Paradise Figure Skating web page.

I have understood and agree to abide by the Paradise Figure Skating Code of Conduct and understand if I breach the code of conduct it may lead to being suspended or expelled from entering Paradise facilities.

Full Name: _____

Signature (Parent/Guardian Signature if under18): _____

Parents/Guardian Name (Please Print)

Signature

Date